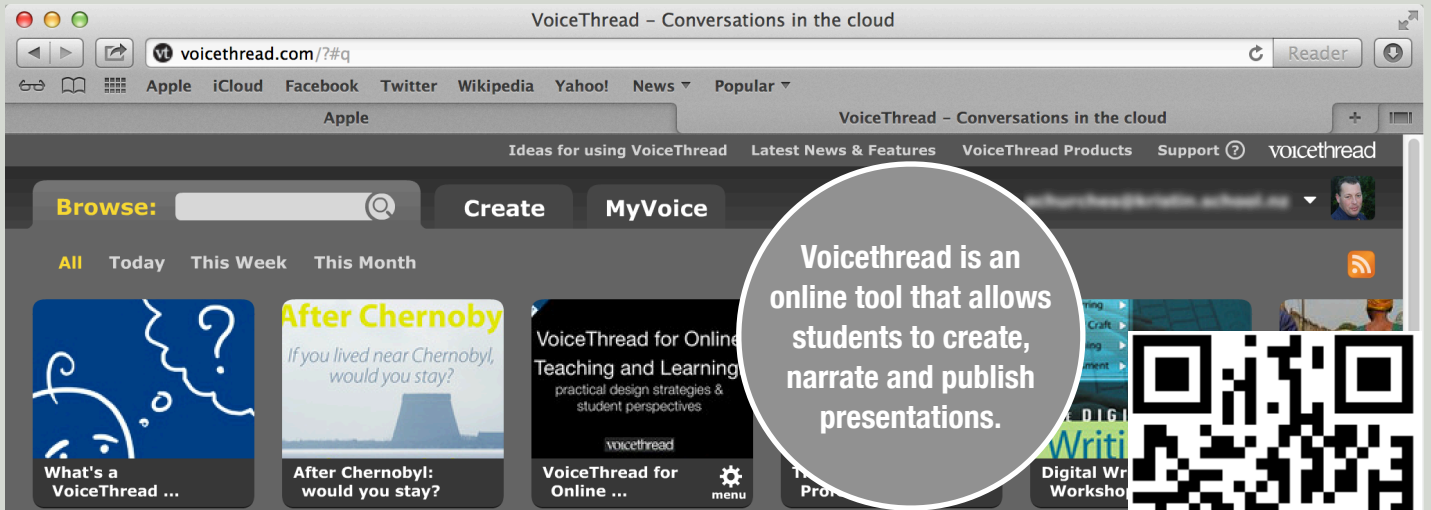


# STARTER SHEET:

## FEEDBACK IN VOICETHREAD



## FORMATIVE ASSESSMENT

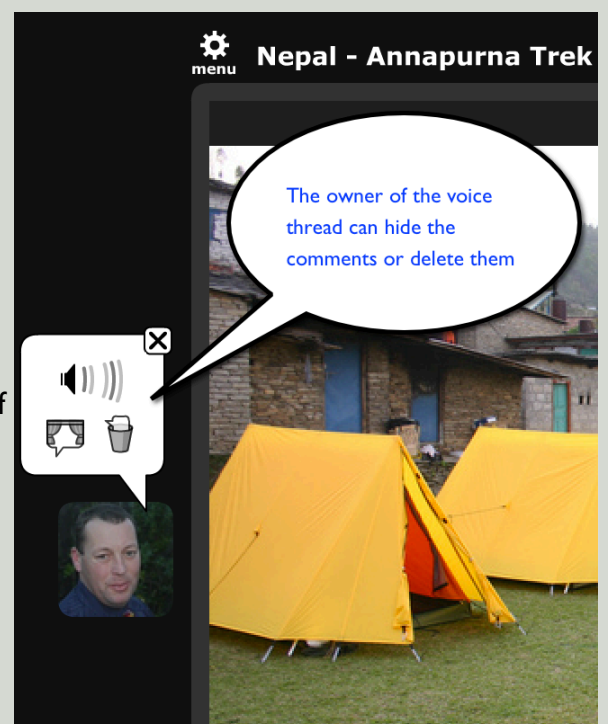
Assessment that is interpreted and used to give directions or make decisions about next steps in learning process. This assessment is looking forward, it supports future learning and reinforces current learning.

Voicethread is an online tool that allows the user to develop multimedia presentations and narrate these. The presentations can then be published to a open audience or to a selected group. the product has three tabs which you navigate the product by:

- Browse - this allows you to browse viewable voicethreads or Search.
- Create - this is where the presentation is developed and uploaded to and edits are made.
- MyVoice - this is the repository of the users voicethreads. This is where they would access their voicethreads to see if comments have been made to their presentations.

Voicethread is a powerful tool for learning as it allows the student or teacher to combine all the elements of a presentation - images, text, narration etc and share it asynchronously.

One of the most powerful features is the ability for the viewer to leave comments in voice, text or video formats.

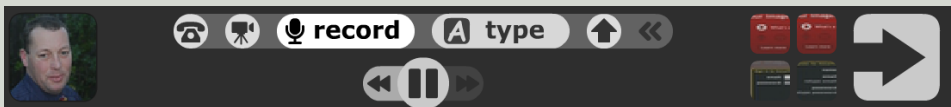




Adding voice, web camera or text comments is simple and all controlled from the play bar at the bottom of the slide. The developer can switch on or off comments.

Voicethread allows students who may lack the confidence to speak in public to present compelling audio visual presentations. It can be used by the students to develop learning resources, rehearse their presentations and demonstrate their knowledge and understanding.

For the educator it allows the teacher to leave comments in a variety of mediums quickly and efficiently. A powerful strategy is to use the text based comments to summarise the feedback and provide detailed oral or audio visual feedback using the microphone or web camera.

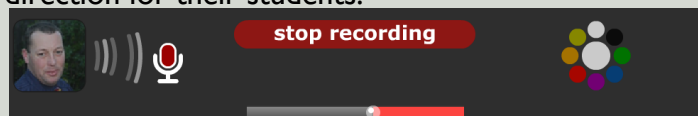


The use of peer feedback as well as feedback from their teacher, is powerful and effective. Clear rules and guidelines need to be in place to ensure that the feedback is learning focused. Using strategies like PMI or Pluses, Minuses and Interesting provides a useful framework for the students to use. Explaining the expectations that comments can only be focused on the product and must be enabling.

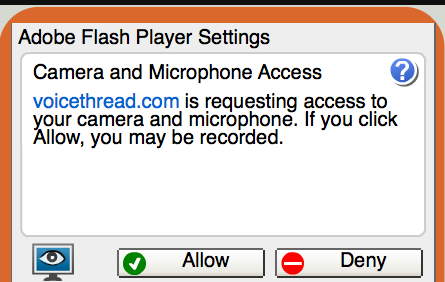

The teacher providing formative feedback will be enabling the student by using the three core questions:

- What can the student do?
- What can't they do?
- What can they do better?

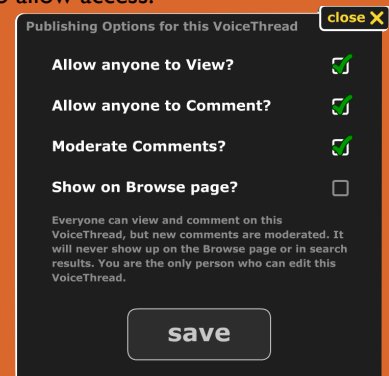
This is a useful framework for teachers to use to provide guidance and direction for their students.



Comments can be left on each slide. The author of the comment is identifiable by their picture and name that is visible when you hover over the picture. It is recommended that the students use their first name rather than an alias to make the comments clearly traceable.



To be able to record a voice or web camera based comment you will need to allow access.



The presenter has control over comments and viewing.

Feedback is always task focused. Enables the learner to develop and improve. Honest & supportive and appropriate to the maturity of the learner

By Andrew Churches

Created under the Creative Commons Share and Share-alike License.



<http://edorigami.wikispaces.com>